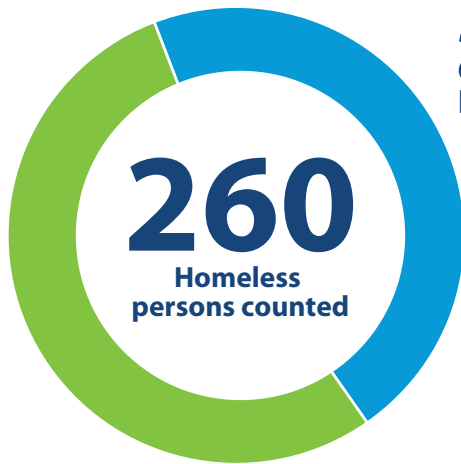


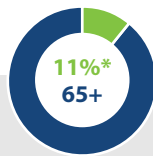
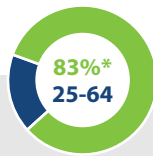
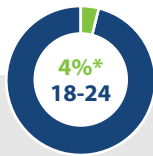
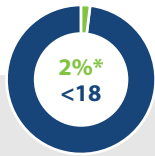
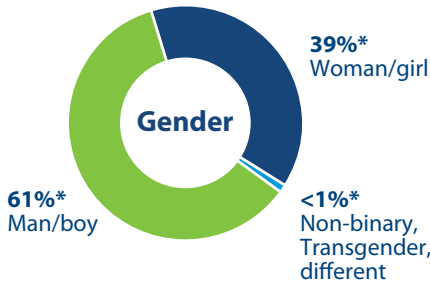
Roseville Homelessness 2025

2025 Point-in-time count results

Each year, Placer County Continuum of Care and its partners survey homeless individuals. A point-in-time count is a snapshot reflecting people experiencing homelessness the night of the count and is not an absolute number. Many people move in and out of Roseville, and homelessness, throughout a year.



54%*
Chronically homeless



70 Sheltered

27%



190 Unsheltered

73%



17 Veterans

8%*

Lived in Placer County at least 5+ years before becoming homeless:



60%*
With a mental health disorder



43%*
With a substance use disorder



10%*
Who have lived in foster care or group homes



11%*
Currently fleeing (domestic violence, sexual assault, dating violence or stalking situation)



Percentages marked with an asterisk (*) are calculated on the total number of responses received to the associated question(s) on the survey. Limited information was collected for the 41 people who were observed/could not be interviewed.

